

Class 300 Carbon Steel Flanged Ball Valves

Split-Body, Full-Bore Design • Blowout-Proof Stem • 316 SS Trim • Mounting Pad • Fire Safe • Vented Ball

740 PSI/51 bar non-shock cold working pressure*

CONFORMS TO ASME/ANSI B16.34, B16.5,
MSS SP 72, API 607 FOURTH EDITION,
API 608 API 598, MSS SP 25

MATERIAL LIST

PART	SPECIFICATION
1. ¹ Body and End Piece	Carbon Steel ASTM A 216 Type WCB
2. ¹ Ball (Vented)	Stainless Steel ASTM A 351 Type CF8M
3. Stem	Stainless Steel ASTM A 276 Type 316
4. Seat	Carbon Filled PTFE
5. Packing Set	Graphite and Braided Graphite
6. Pack Gland	Carbon Steel Plated
7. Gasket	304 SS/Graphite Spiral Wound
8. Body Stud	Carbon Steel A 193 Grade B7M
9. Heavy Hex Body Nut	Carbon Steel A 194 Grade 2HM
10. Belleville Washer	Stainless Steel

¹Cast specifications shown. Smaller sizes may be manufactured from equivalent bar stock specifications.

DIMENSIONS—WEIGHTS—QUANTITIES

Size	Dimensions										
	A		B		C		D		E		
In. mm.	In. mm.	In. mm.	In. mm.	In. mm.	In. mm.	In. mm.	In. mm.	In. mm.	In. mm.	In. mm.	
½	15	5.50	140	3.14	80	.56	14	3.75	95	.59	15
¾	20	6.00	152	3.43	87	.62	16	4.63	118	.78	20
1	25	6.50	165	3.55	90	.69	18	4.88	124	.98	25
1½	40	7.50	191	4.13	105	.81	21	6.13	156	1.57	40
2	50	8.50	216	4.74	120	.88	22	6.50	165	2.00	51
3	80	11.12	253	5.56	141	1.12	28	8.25	210	3.00	76
4	100	12.00	305	6.01	156	1.25	32	10.00	254	4.00	102
6	150	15.87	403	7.96	202	1.44	37	12.50	318	6.00	152
8	200	19.75	502	9.87	251	1.62	41	15.00	381	8.00	203
10	250	22.38	569	11.19	234	1.88	48	17.50	445	10.08	256
12	300	25.50	649	12.75	324	2.00	51	20.50	521	12.09	307

Size	Dimensions											F-535-CS-F-66-FS										
	G		H		J		K		L		N		O		*P		Q		R		Lbs.	Kg.
In. mm.	In. mm.	In. mm.	In. mm.	In. mm.	In. mm.	In. mm.	In. mm.	In. mm.	In. mm.	In. mm.	In. mm.	In. mm.	In. mm.	In. mm.	In. mm.	In. mm.	In. mm.	In. mm.	In. mm.			
½	15	5.12	130	3.52	89	.34	9	1.00	25	.19	5	.250-20	—	—	—	—	4.85	123	2.00	51	7.00	3.18
¾	20	6.10	155	4.13	105	.43	11	1.26	32	.31	8	.250-20	—	—	—	—	5.28	134	2.00	51	9.00	4.09
1	25	6.10	155	4.25	109	.45	11	1.26	32	.31	8	.312-18	—	—	—	—	5.69	145	1.75	44	11.00	5.00
1½	40	9.06	230	4.97	126	.92	23	1.68	43	.47	12	.312-18	—	—	—	—	6.56	167	1.75	44	24.50	11.14
2	50	9.06	230	5.66	144	1.58	40	1.66	42	.63	16	.312-18	—	—	—	—	7.50	191	2.25	57	33.00	15.00
3	80	15.75	400	7.38	187	2.26	57	2.13	54	.78	20	.375-16	4.13	105	1.57	40	9.94	252	3.50	89	72.00	32.73
4	100	15.75	400	8.09	205	2.10	53	2.13	54	.78	20	.437-14	4.13	105	1.57	40	10.69	272	4.00	102	116.00	52.73
6	150	—	—	—	—	2.93	74	2.58	66	1.10	28	.437-14	4.96	126	2.36	60	14.38	365	4.00	102	228.00	103.64
8	200	—	—	—	—	4.43	113	2.53	65	1.17	30	.500-13	4.96	126	2.36	60	18.06	459	6.46	154	352.00	160.00
10	250	—	—	—	—	5.08	129	3.01	76	1.57	40	.625-11	5.90	150	2.75	70	20.43	514	8.66	220	560.00	254.53
12	300	—	—	—	—	4.97	126	3.01	76	1.57	40	.625-11	5.90	150	2.75	70	23.44	595	9.45	240	765.00	347.73

*Not drilled and tapped on ½"-2". Note: valves are static grounded by thrust washer.

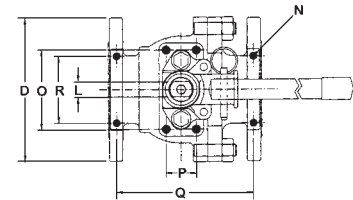
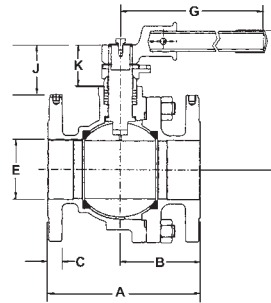
♦For detailed operating pressure, refer to pressure temperature chart on page 86.

WARNING: This product can expose you to chemicals including lead, which is known to the State of California to cause cancer and birth defects or other reproductive harm. For more information go to www.P65Warnings.ca.gov.

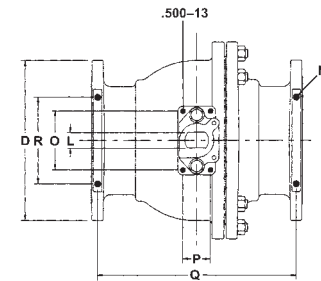
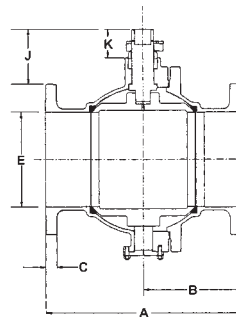
Visit our website for the most current information.



F-535-CS-F-66-FS
Carbon x Stainless
Flanged



1/2"-8"



10"-12"