



PRODUCT SPECIFICATIONS

Hands-Free Faucet with Long Elbow Spout
SANS-WE-WM-LBO-L

Jan 2014



- ADA Compliant
- Custom sizes and finishes available


Connection	1/2" NPT
Valve	Automatic
GPM	1.5





PRODUCT SPECIFICATIONS

Hands-Free Faucet with Long Elbow Spout SANS-WE-WM-LBO-L

Jan 2014



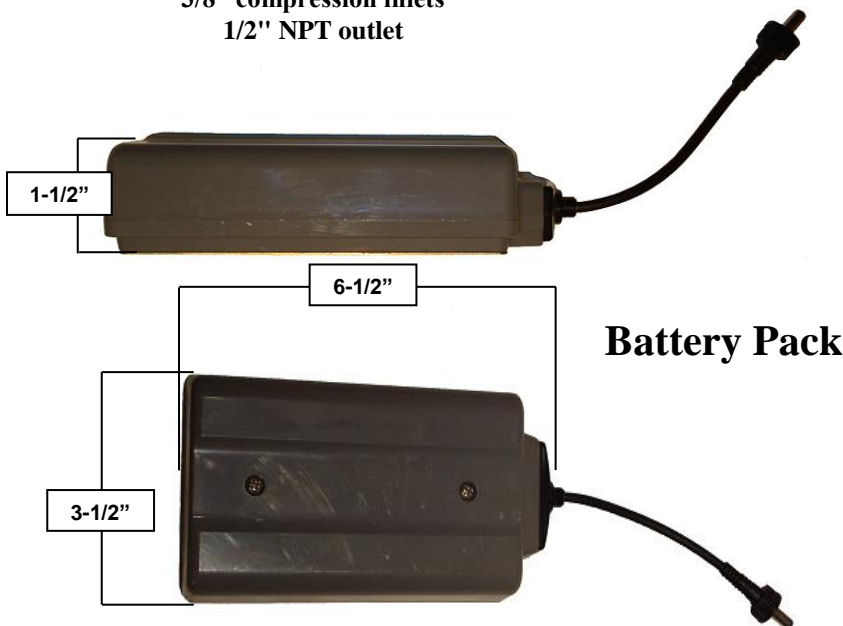
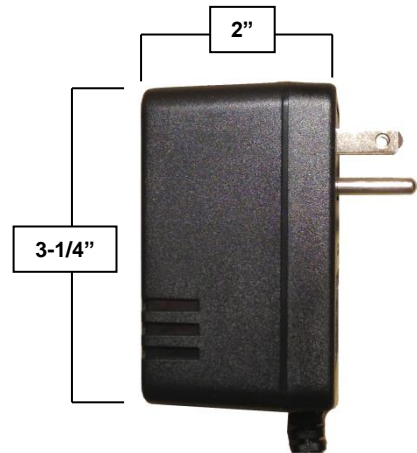
Sensor Module



Mixing valve

3/8" compression inlets
1/2" NPT outlet

Optional AC Adapter



Battery Pack

