



Location:



Identity™

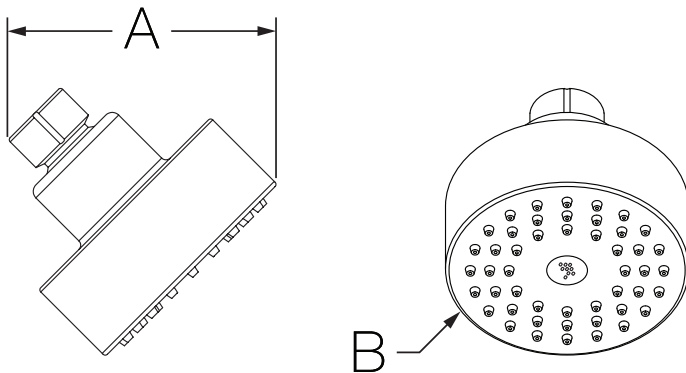
672SH Series
1 Mode Showerhead
Specification Submittal



Model Numbers	Specification
<input type="checkbox"/> 672SH <i>1 Mode Showerhead</i>	1 mode showerhead with easy to clean rubber nozzles includes standard 2.5 gpm (9.5 L/min) flow restrictor. Components made from metal and nonmetallic materials, plated in standard polished chrome finish.
Modifications	Compliance
<input type="checkbox"/> -1.5 <i>1.5 gpm (5.7 L/min) flow restrictor</i> <input type="checkbox"/> -2.0 <i>2.0 gpm (7.6 L/min) flow restrictor</i> <input type="checkbox"/> -STN <i>Satin Nickel finish</i>	-ASME A112.18.1/CSA B125.1 -WaterSense 1.5 gpm (5.7 L/min) <div style="float: right; text-align: center;">   </div>
<p>Note: Append appropriate -suffix to model number.</p>	Warranty
	<p>Limited Lifetime - to the original end purchaser in consumer/residential installations. 5 Years - for industrial/commercial installations. Refer to www.symmons.com/warranty for complete warranty information.</p>

Dimensions

Measurements	
A	3-1/2", 89 mm
B	Ø 3-1/8", 79 mm



Note: Dimensions subject to change without notice.