

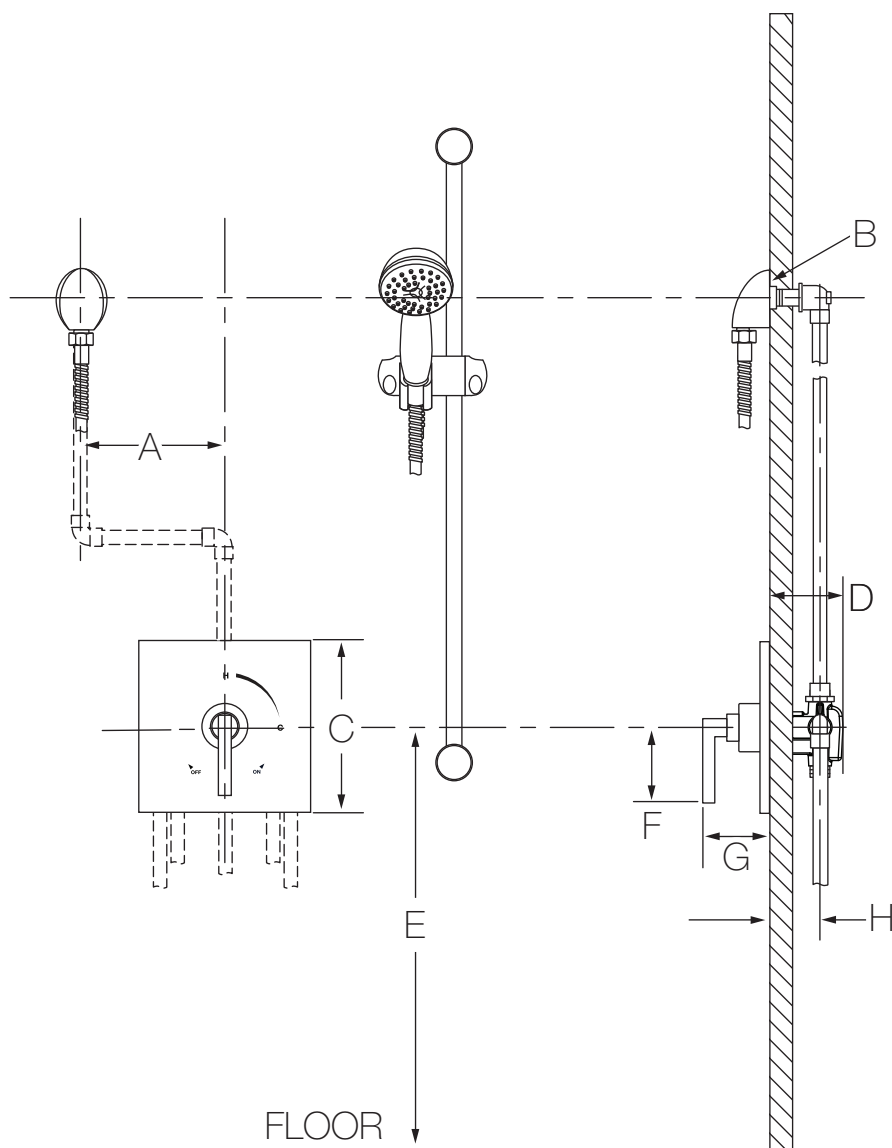


3603-H321-V-TRM, 3603H321TRMTC
Hand Shower Trim
Specification Submittal



Feature Highlights	Options/Modifications
<ul style="list-style-type: none"> Duro Hand Shower Trim Requires Temptrol® Pressure Balancing Shower Valve Metal lever handle 30" slide bar for hand shower wand Dual checks for backflow protection 60" flexible metal hose 1 mode hand shower wand 2.5 gpm (9.5 L/min) flow restrictor Tub spout and showerhead not included Components shall be metal and nonmetallic construction, plated in standard Polished Chrome finish Available with TA-10 flow control spindle and T-12A cap assembly for Temptrol valve bodies installed with Test Cap (order p/n 3603H321TRMTC) For optional in-line vacuum breaker order p/n EF-109 	<ul style="list-style-type: none"> <input type="checkbox"/> -1.5  1.5 gpm (5.7 L/min) flow restrictor <input type="checkbox"/> -2.0 2.0 gpm (7.6 L/min) flow restrictor <input type="checkbox"/> -72 72" hose in place of 60" hose <input type="checkbox"/> -ADACHS ADA hand shower wand (chrome) <input type="checkbox"/> -ADAHS ADA hand shower wand (white) <input type="checkbox"/> -EX Exposed column/slide bar, hand shower bracket and hand shower wand (36EX) <input type="checkbox"/> -H323-V 3 mode hand shower unit with slide bar <input type="checkbox"/> -H323-V-48 3 mode hand shower unit with 48" slide bar <input type="checkbox"/> -H3624 24" decorative slide/grab bar with ADA wand <input type="checkbox"/> -H3636 36" decorative slide/grab bar with ADA wand <input type="checkbox"/> -L2 Less hand shower wand <input type="checkbox"/> -QD Quick-disconnect on hand shower units <input type="checkbox"/> -R 60" white vinyl hose in place of 60" metal hose <input type="checkbox"/> -REB Rebuild trim kit, includes TA-10 and TA-4 <input type="checkbox"/> -T724 24" slide bar/grab bar with ADA wand <input type="checkbox"/> -T736 36" slide bar/grab bar with ADA wand <input type="checkbox"/> -T748 48" slide bar/grab bar with ADA wand <input type="checkbox"/> -VB Elevated vacuum breaker <input type="checkbox"/> -VP Vandal resistant escutcheon screws in place of standard screws <input type="checkbox"/> -BBZ Brushed Bronze finish <input type="checkbox"/> -MB Matte Black finish <input type="checkbox"/> -STN Satin Nickel finish
<p>Model Numbers</p>	
<ul style="list-style-type: none"> <input type="checkbox"/> 3603-H321-V-TRM Hand Shower Trim, Temptrol Pressure Balancing Shower Valve ordered separately <input type="checkbox"/> 3603H321TRMTC Hand Shower Trim with TA-10 flow control spindle and T-12A cap assembly, must order Temptrol valve with Test Cap 	
<p>Compliance</p>	
<ul style="list-style-type: none"> ASME A112.18.1/CSA B125.1 	
<p>Warranty</p>	
<p>Limited Lifetime - to the original end purchaser in consumer/residential installations. 5 Years - for industrial/commercial installations. Refer to www.symmons.com/warranty for complete warranty information. Go to www.symmons.com/register to register your Symmons product.</p>	<p>Note: Append appropriate -suffix to model number.</p>

Dimensions



Measurements	
A	6", 152 mm
B	Male 1/2-14 NPT thread must be recessed 1/4" (6 mm) from finished wall
C	Sq. 7-1/2", 191 mm
D	3-1/2", 89 mm
E	Ref. 42", 1067 mm
F	3-1/8", 79 mm
G	3-1/2", 89 mm
H	Rough-in 2-3/8" ± 1/2", 60 mm ± 13 mm

Notes:

- 1) Valve body and piping not included and shown as reference only.
- 2) Plaster shield (p/n T-176) for dry wall, plaster or other type walls 1/2" or greater.
- 3) All dimensions measured from nominal rough-in (see H as reference).
- 4) Dimensions subject to change without notice.