



Sinks

VCS 30

CUBE COLLECTION

Design Wetstyle Design Lab



FEATURES

Handcrafted in Montreal, Canada

Installation type: above-counter

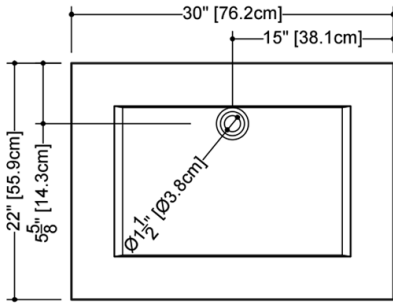
Available with or without overflow

Overflow trim finish options: polished chrome, brushed nickel, matte black, satin brass or no metallic trim

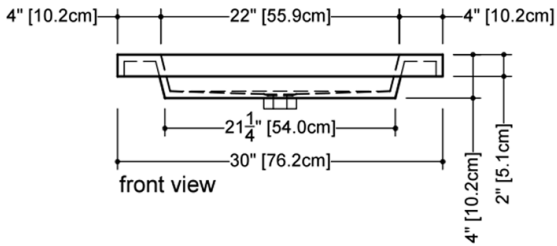
Faucet hole options: 1 hole (for mono faucet), 3 holes (for widespread faucet) or no hole (for wall-mounted faucet)

TECHNICAL DETAILS

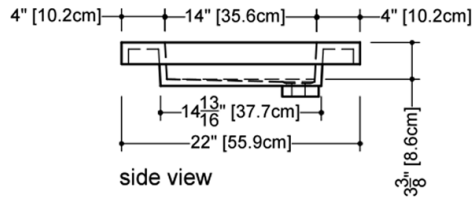
- **Width:** 22"
- **Length:** 30"
- **Height:** 2"
- **Weight:** 34 lbs / 15 kg



plan view



front view



side view

VCS 30

WETSTYLE cannot be held responsible for any technical errors and reserves the right to make revisions without notice. Approximate measurement. The manufacturer accepts 1/4" (6.35mm) variance.

OPTIONS

Model

- VCS30

Overflow

- No Overflow
- With Overflow - Brushed Nickel (#BN)
- With Overflow - Matte Black (#MB)
- With Overflow - No Trim (#NT)
- With Overflow - Polished Chrome (#PC)
- With Overflow - Satin Brass (#SB)

WETMAR BiO Finish

- White Matte (#MA)
- White True High Gloss (#GA)

Faucet Hole Drilling

- No Faucet Hole
- One Hole for Mono Faucet (#1)
- Three Holes for Widespread Faucet (#8)

CODES/STANDARDS APPLICABLES

IAPMO-ANSI Z124.1
IAPMO-ANSI Z124.3
CSA B 45.0
CSA B 45.4

NOTES

IMPORTANT - FOR FLOATING SINK INSTALLATION: Bracket and/or decorative trim must be ordered at the same time as the lavatory.